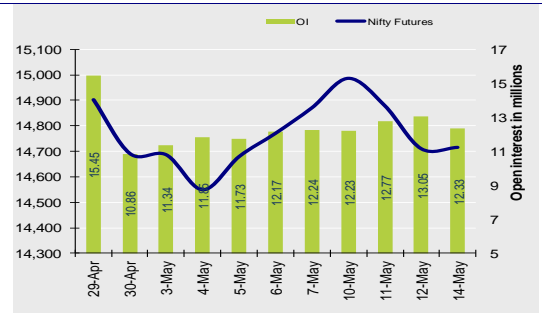


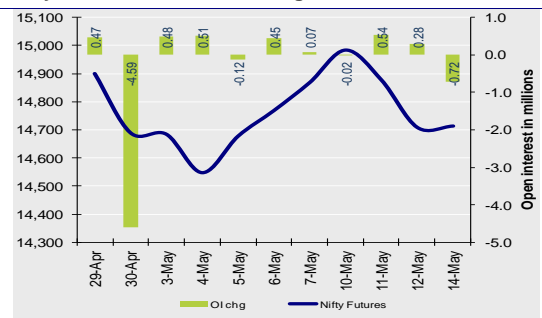
Nifty Snapshot

	Close	Prv Cl.	Ab chg	% chg
Spot	14,677.8	14,696.5	-18.70	-0.13
Futures	14,714.9	14,710.0	4.90	0.03
OI (ml shr)	12.33	13.05	-0.72	-5.49
Vol (lots)	142877	165948	-23071	-13.9
COC	37.15	13.55	23.60	174.2
PCR-OI	1.11	1.01	0.10	10.4

Nifty Futures Price v/s OI



Nifty Futures Price v/s Change in OI



Institutional Activity in previous trading session

(in Rs cr.)	Buy	Sell	Net
Index Futures	4808.18	4182.97	625.21
Index Options	248258.28	243614.34	4643.94
Stock Futures	15428.04	16330.09	-902.05
Stock Options	21068.15	21409.21	-341.06
FII Cash	5,856.40	8,464.25	-2,607.85
DII Cash	5,444.16	4,830.90	613.26

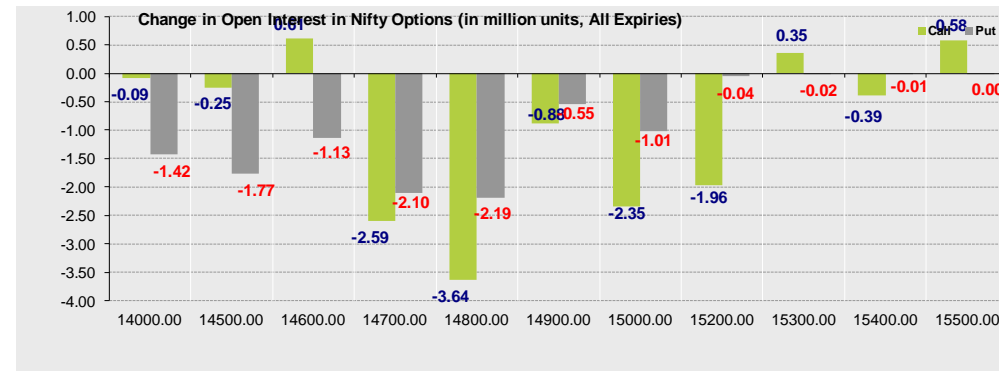
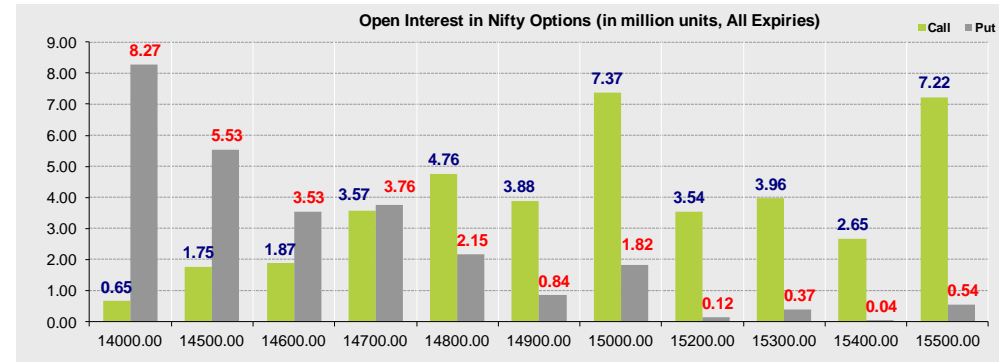
Net FII Activity (in Rs cr.)

Date	Idx Fut	Stk Fut	Idx Opt	Cash
14-May	625.2	-902.0	4643.9	-2608
12-May	-555.7	-2479.5	10252.9	-1261
11-May	-2220.2	-1090.0	-3240.5	-336
10-May	-322.1	-1674.4	2621.6	584
7-May	402.5	-285.5	-2283.2	-1143
6-May	-251.3	18.8	1491.9	1223

Market Summary:

- Indian markets closed on a flat note where selling was mainly seen in Metals, Pharma, Automobile sectors. Nifty May Future closed at 14714.90 (up 4.90 points) at a premium of 37.15 pts to spot.
- FII were net sellers in Cash to the tune of 2607.85 Cr and were net buyers in index futures to the tune of 625.21 Cr.
- India VIX increased by 0.93% to close at 20.27 touching an intraday high of 21.15.

Open Interest in Nifty Options:



- The above second chart shows previous trading day's change in Nifty options where Addition in OI were seen in 14600, 15300, 15500 strike Calls while liquidation 14700, 14800, 14900 strike Puts indicating market is likely to remain range bound in near term.
- Highest OI build-up is seen at 15000 strike Call and 14000 strike Put, to the tune of 7.37mn and 7.22mn respectively.

Outlook on Nifty:

- Index is likely to open on a positive note today and is likely to remain range bound during the day.

Technical Pivot (Intraday):

	S2	S1	PIVOT	R1	R2
NIFTY	14560	14640	14695	14775	14835
BANKNIFTY	31870	32065	32385	32580	32895

Volume Buzzers (Contract wise)

Symbol	Current Volume	Volume Change	Price Chg	One Month Avg
NATIONALUM	4930	662%	-4.5%	2778
PIIND	2665	513%	0.9%	1007
PIDILITIND	7453	304%	0.4%	1295
ITC	26783	268%	4.3%	8261
UPL	34699	268%	7.7%	5643
DRREDDY	32052	243%	-1.9%	11783
BERGEPAIN	5474	222%	2.9%	925
JINDALSTEL	26994	198%	-8.5%	6575
COLPAL	4309	160%	2.5%	1213
BRITANNIA	5319	154%	2.1%	2784

Stock Ideas

- ITC & RELIANCE calls of strike 210 & 2000 respectively were amongst the most active Calls whereas TATASTEEL & RELIANCE puts of strike 1100 & 1900 respectively were amongst most active Puts.
- PIIND & VOLTAS are likely to show good strength whereas ESCORTS & CADILAHC are likely to show weakness in today's trading session.

(Price is in Rs; OI is in million units; Price chg and OI chg are in percentage) **NB RESEARCH**

Fresh Longs seen in:

Script	Price	Price chg	OI	OI Chg
PIIND	2706.8	0.9	0.5	24.5
PIDILITIND	1888.2	0.4	2.2	12.3
ASIANPAINT	2781.5	8.7	5.5	8.0

Fresh Shorts seen in:

Script	Price	Price chg	OI	OI Chg
ESCORTS	1163.7	-0.8	3.3	14.0
JINDALSTEL	419.5	-8.5	36.1	11.9
BANKNIFTY	32265	-0.8	1.6	10.3

Short Covering seen in:

Script	Price	Price chg	OI	OI Chg
VOLTAS	1002.7	3.1	2.8	-30.8
CHOLAFIN	527.9	0.8	6.4	-12.6
BRITANNIA	3505.0	2.1	1.8	-8.1

Long Unwinding seen in:

Script	Price	Price chg	OI	OI Chg
CADILAHC	621.0	-4.5	21.8	-12.8
BHEL	68.4	-4.7	104	-11.5
IRCTC	1748.9	0.0	1.4	-10.6

Technical Pivot (Intraday):

Script Name	S2	S1	PIVOT	R1	R2
PIIND	2572	2639	2719	2786	2865
ESCORTS	1114	1139	1162	1187	1210
VOLTAS	940	971	994	1026	1049
CADILAHC	587	604	634	651	680

FROM THE EQUITY DERIVATIVE DESK:

NIRAV HARISH CHHEDA
SENIOR DERIVATIVES AND TECHNICAL ANALYST
E-Mail: nirav.chheda@nirmalbang.com
Tel no: 6273-8199/8000

AMIT BHUPTANI
DERIVATIVES AND TECHNICAL ANALYST
E-Mail: amit.bhuptani@nirmalbang.com
Tel no: 6273-8242/8000

Disclaimer

Nirmal Bang Securities Private Limited (hereinafter referred to as "NBSPL") is a registered Member of National Stock Exchange of India Limited, Bombay Stock Exchange Limited and MCX stock Exchange Limited. We have been granted certificate of Registration as a Research Analyst with SEBI. Registration no. is INH000001766 for the period 23.09.2015 to 22.09.2020.

NBSPL or its associates including its relatives/analyst do not hold any financial interest/beneficial ownership of more than 1% in the company covered by Analyst (in case any financial interest is held kindly disclose)

NBSPL or its associates/analyst has not received any compensation from the company covered by Analyst during the past twelve months. NBSPL /analyst has not served as an officer, director or employee of company covered by Analyst and has not been engaged in market making activity of the company covered by Analyst.

The views expressed are based solely on information available publicly and believed to be true. Investors are advised to independently evaluate the market conditions/risks involved before making any investment decision.

Stock Name	Call (Buy/Sell)	Entry price	Targets	Stop Loss	Duration	Status
ZEEL 200CE	BUY	7.9	16	4	BTST	OPEN
TATACONSUM 650CE	BUY	17.4	27	12	BTST	OPEN

NIFTY50 Options OI (CE OI = Resistance) (PE OI = Support)

Symbol	Highest CE OI	Highest PE OI	CMP
ADANI PORTS	800	700	736
ASIANPAINT	3000	2600	2781
AXISBANK	700	700	688
BAJAJ-AUTO	4000	3500	3858
BAJAJFINSV	12000	10000	11019
BAJFINANCE	6000	5000	5350
BHARTIARTL	600	500	563
BPCL	450	420	444
BRITANNIA	3600	3400	3505
CIPLA	920	900	906
COALINDIA	160	140	147
DIVISLAB	4200	4000	4032
DRREDDY	5500	5000	5219
EICHERMOT	2500	2300	2423
GRASIM	1500	1300	1374
HCLTECH	1000	900	912
HDFC	2600	2400	2432
HDFCBANK	1500	1400	1390
HDFCLIFE	700	650	674
HEROMOTOCO	3000	2700	2822
HINDALCO	420	370	383
HINDUNILVR	2500	2300	2385
ICICIBANK	620	600	599
ITC	220	200	213
INDUSINDBK	1000	1000	893

NIFTY50 Options OI (CE OI = Resistance) (PE OI = Support)

Symbol	Highest CE OI	Highest PE OI	CMP
INFY	1400	1300	1321
IOC	110	90	101
JSWSTEEL	800	700	709
KOTAKBANK	1800	1700	1714
LT	1500	1300	1422
M&M	800	700	745
MARUTI	7000	6000	6749
NESTLEIND	17000	16000	17278
NTPC	110	105	112
ONGC	120	100	113
POWERGRID	230	220	229
RELIANCE	2000	1900	1941
SBILIFE	1000	940	981
SBIN	400	350	362
SHREECEM	28000	25000	26830
SUNPHARMA	720	600	694
TATA CONSUM	700	600	647
TATAMOTORS	320	300	313
TATASTEEL	1250	1000	1137
TCS	3200	3000	3064
TECHM	1000	900	953
TITAN	1500	1400	1461
ULTRACEMCO	7000	6000	6376
UPL	800	700	746
WIPRO	520	450	500

DISCLOSURES

Research Reports that are published by Nirmal Bang Securities Private Limited (hereinafter referred to as "NBSPL") are for private circulation only. NBSPL is a registered Research Analyst under SEBI (Research Analyst) Regulations, 2014 having Registration no. INH000001766. NBSPL is also a registered Stock Broker with National Stock Exchange of India Limited, BSE Limited, Metropolitan Stock Exchange of India Limited, Multi Commodity Exchange of India Limited, National Commodity and Derivative Exchange Limited and Indian Commodity Exchange Limited in cash and Equity and Commodities derivatives segments.

NBSPL has other business divisions with independent research teams separated by Chinese walls, and therefore may, at times, have different or contrary views on stocks and markets.

NBSPL or its associates have not been debarred / suspended by SEBI or any other regulatory authority for accessing / dealing in securities Market. NBSPL, its associates or analyst or his relatives do not hold any financial interest (Except Investment) in the subject company. NBSPL or its associates or Analyst do not have any conflict or material conflict of interest at the time of publication of the research report with the subject company. NBSPL or its associates or Analyst or his relatives may or may not hold beneficial ownership of 1% or more in the subject company at the end of the month immediately preceding the date of publication of this research report.

NBSPL or its associates / analyst has not received any compensation / managed or co-managed public offering of securities of the company covered by Analyst during the past twelve months. NBSPL or its associates have not received any compensation or other benefits from the company covered by Analyst or third party in connection with the research report. Analyst has not served as an officer, director or employee of Subject Company. NBSPL / analyst has not been engaged in market making activity of the subject company. Analyst Certification: The research analysts and authors of these reports, hereby certify that the views expressed in this research report accurately reflects my/our personal views about the subject securities, issuers, products, sectors or industries. It is also certified that no part of the compensation of the analyst(s) was, is, or will be directly or indirectly related to the inclusion of specific recommendations or views in this research. The analyst(s) principally responsible for the preparation of this research report and has taken reasonable care to achieve and maintain independence and objectivity in making any recommendations.

DISCLAIMER

This report is for the personal information of the authorized recipient and does not construe to be any investment, legal or taxation advice to you. NBSPL is not soliciting any action based upon it. Nothing in this research shall be construed as a solicitation to buy or sell any security or product,

or to engage in or refrain from engaging in any such transaction. In preparing this research, we did not take into account the investment objectives, financial situation and particular needs of the reader.

This research has been prepared for the general use of the clients of NBSPL and must not be copied, either in whole or in part, or distributed or redistributed to any other person in any form. If you are not the intended recipient you must not use or disclose the information in this research in any way. Though disseminated to all the customers simultaneously, not all customers may receive this report at the same time. NBSPL will not treat recipients as customers by virtue of their receiving this report. This report is not directed or intended for distribution to or use by any person or entity resident in a state, country or any jurisdiction, where such distribution, publication, availability or use would be contrary to law, regulation or which would subject NBSPL & its group companies to registration or licensing requirements within such jurisdictions.

The report is based on the information obtained from sources believed to be reliable, but we do not make any representation or warranty that it is accurate, complete or up-to-date and it should not be relied upon as such. We accept no obligation to correct or update the information or opinions in it. NBSPL or any of its affiliates or employees shall not be in any way responsible for any loss or damage that may arise to any person from any inadvertent error in the information contained in this report. NBSPL or any of its affiliates or employees do not provide, at any time, any express or implied warranty of any kind, regarding any matter pertaining to this report, including without limitation the implied warranties of merchantability, fitness for a particular purpose, and non-infringement. The recipients of this report should rely on their own investigations.

This information is subject to change without any prior notice. NBSPL reserves its absolute discretion and right to make or refrain from making modifications and alterations to this statement from time to time. Nevertheless, NBSPL is committed to providing independent and transparent recommendations to its clients, and would be happy to provide information in response to specific client queries.

Before making an investment decision on the basis of this research, the reader needs to consider, with or without the assistance of an adviser, whether the advice is appropriate in light of their particular investment needs, objectives and financial circumstances. There are risks involved in securities trading. The price of securities can and does fluctuate, and an individual security may even become valueless. International investors are reminded of the additional risks inherent in international investments, such as currency fluctuations and international stock market or economic conditions, which may adversely affect the value of the investment. Opinions expressed are subject to change without any notice. Neither the company nor the director or the employees of NBSPL accept any liability whatsoever for any direct, indirect, consequential or other loss arising from any use of this research and/or further communication in relation to this research. Here it may be noted that neither NBSPL, nor its directors, employees, agents or representatives shall be liable for any damages whether direct or indirect, incidental, special or consequential including lost revenue or lost profit that may arise from or in connection with the use of the information contained in this report.

Copyright of this document vests exclusively with NBSPL.

Our reports are also available on our website www.nirmalbang.com